



# Husky™ 1050HP

High Pressure Air-Operated Diaphragm Pump (2:1)



- Increased fluid pressure without sacrificing flow
- Low-high pressure mode valve lets you operate the pump as a standard AODD (1:1) or a high pressure AODD (2:1)
- Reduce air consumption up to 50% with the low pressure mode
- Same repair parts as our Husky 1050 AODD which reduces inventory levels


PROVEN QUALITY. LEADING TECHNOLOGY.

# Husky™ 1050HP

The Husky 1050HP allows users to choose between low pressure (1:1) and high pressure (2:1) operating modes with Graco's low-high pressure mode valve. High pressure operation isn't always required, so switch to the low pressure mode to reduce air consumption up to 50%. These features, combined with the quality and reliability of our standard Husky diaphragm pump design, makes this one of the most unique high pressure diaphragm pumps on the market.

## Material Options


### Balls



### Seats



### Diaphragms



## Application Areas



### Filter Press Applications

The Husky 1050HP pump is ideal for filter press applications. The full flow and high pressure design allows for maximum flow rate through the press to keep your operation running at top capacity.



### Ceramic Applications

For ceramic applications, use the low pressure mode for the initial mold filling to maintain process speed. Final mold pack can be performed in the high pressure mode to remove air pockets for a higher finish quality.



### High Head Pressure or Long Distance Applications

The high pressure mode of the Husky 1050HP is great for applications that require additional head pressure to pump fluid against higher pressures or longer distances.

#### RECOMMENDED MATERIALS

<b>Fluid Manifolds / Covers</b>	Aluminium or Stainless Steel
<b>Seat</b>	Stainless Steel or Geolast
<b>Ball</b>	Weighted Neoprene or Stainless Steel
<b>Diaphragms</b>	Overmolded Neoprene or Buna

#### RECOMMENDED MATERIALS

<b>Fluid Manifolds / Covers</b>	Aluminium or Stainless Steel
<b>Seat</b>	Santoprene or Stainless Steel
<b>Ball</b>	Santoprene or Stainless Steel
<b>Diaphragms</b>	Santoprene or 2-piece PTFE

#### RECOMMENDED MATERIALS

Any material configuration can be used as long as chemical compatibility has been verified.

## External Pilots

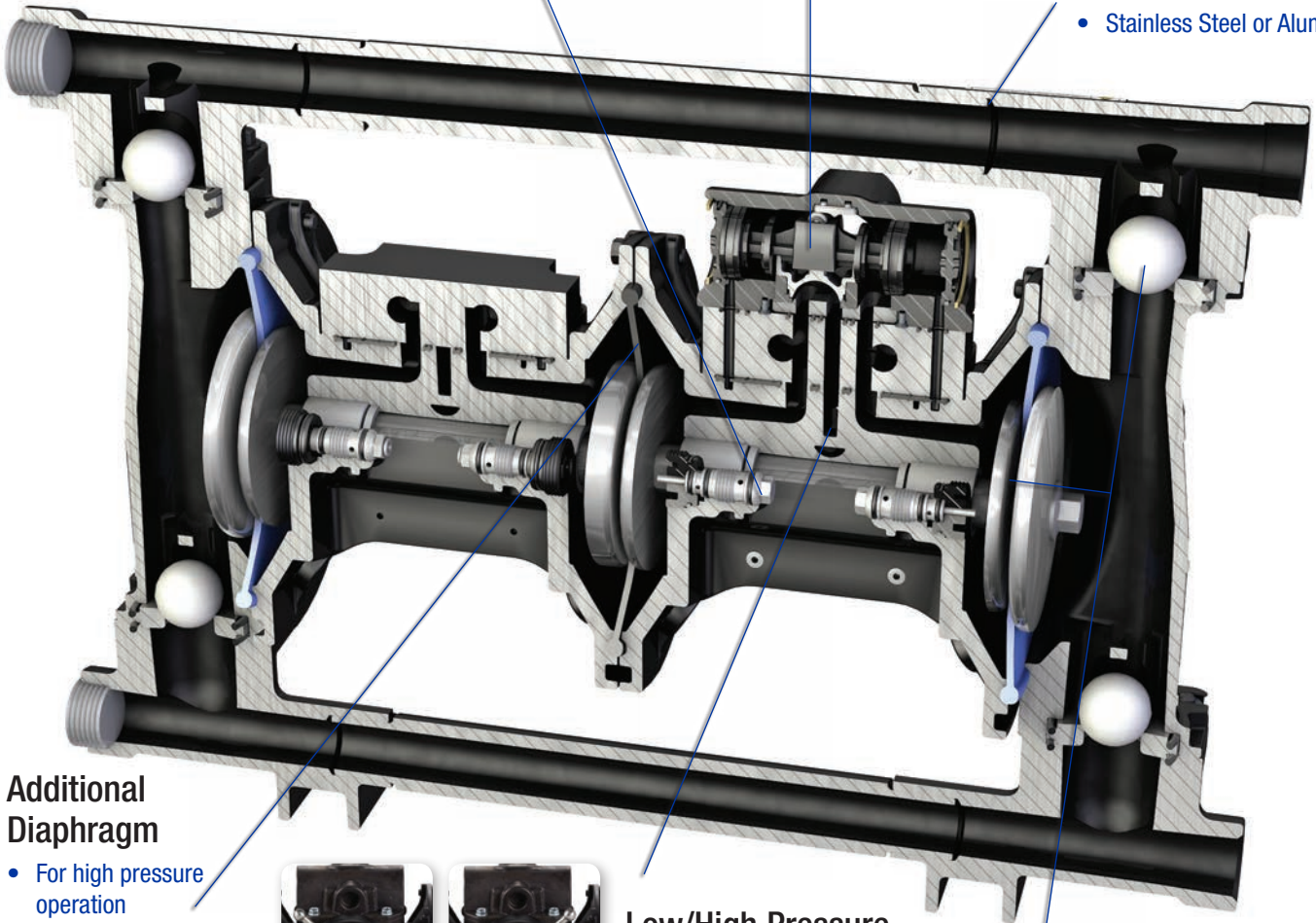
- Ease of maintenance
- Reduced down-time (quick change time)
- Spring loaded for faster change over

## Modular Air Valve

- Ease of maintenance
- Stall and lube free

## Fluid Manifold

- Stainless Steel or Aluminium



## Additional Diaphragm

- For high pressure operation



Low Pressure Setting



High Pressure Setting

## Low/High Pressure Operation Valve

- Selectable operating setting
- Reduces air consumption
- Only use high pressure when required

## Wetted Components

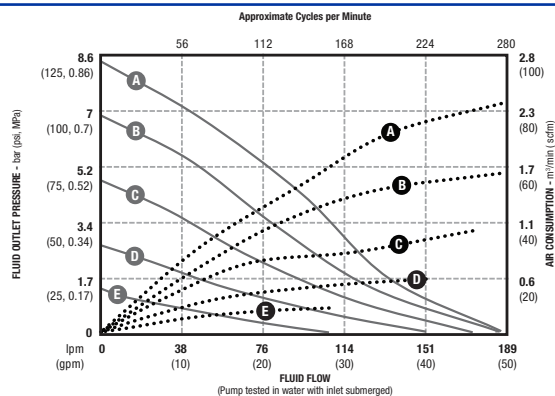
- Utilizes same parts as Husky 1050 which reduces repair part inventory

## Performance

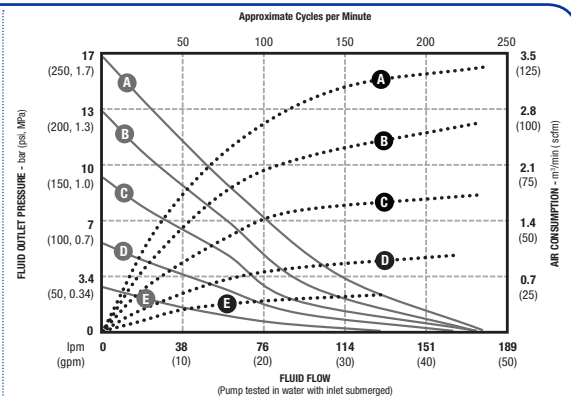
AIR PRESSURE	
(A)	= at 8.3 bar (125 psi, 0.83 MPa)
(B)	= at 7 bar (100 psi, 0.7 MPa)
(C)	= at 4.8 bar (70 psi, 0.48 MPa)
(D)	= at 2.8 bar (40 psi, 0.28 MPa)

LEGEND	
.....	Air Consumption
————	Fluid Pressure



LOW PRESSURE SETTING



HIGH PRESSURE SETTING

# Ordering Information

Part No.	Seat	Ball	Fluid Diaphragm	Center Diaphragm	Fluid Covers	Fluid Manifold	Porting
24W756	Stainless Steel	Santoprene	Santoprene	Santoprene	Stainless Steel	Aluminium	NPT
24W757	Stainless Steel	Santoprene	Santoprene	Santoprene	Stainless Steel	Aluminium	BSPT
24W758	Stainless Steel	Santoprene	Santoprene	Santoprene	Stainless Steel	Stainless Steel	NPT
24W759	Stainless Steel	Santoprene	Santoprene	Santoprene	Stainless Steel	Stainless Steel	BSPT
24W762	Santoprene	Santoprene	Santoprene	Santoprene	Stainless Steel	Aluminium	NPT
24W763	Santoprene	Santoprene	Santoprene	Santoprene	Stainless Steel	Aluminium	BSPT
24W764	Geolast	Geolast	Buna	Santoprene	Stainless Steel	Aluminium	NPT
24W765	Geolast	Geolast	Buna	Santoprene	Stainless Steel	Aluminium	BSPT
24W766	Stainless Steel	Weighted Neoprene	Buna	Santoprene	Stainless Steel	Aluminium	NPT
24W767	Stainless Steel	Weighted Neoprene	Buna	Santoprene	Stainless Steel	Aluminium	BSPT
24W768	Stainless Steel	Weighted Neoprene	Neoprene Overmold	Santoprene	Stainless Steel	Aluminium	NPT
24W769	Stainless Steel	Weighted Neoprene	Neoprene Overmold	Santoprene	Stainless Steel	Aluminium	BSPT
24X388	Stainless Steel	Stainless Steel	2-piece PTFE/Santoprene	Santoprene	Stainless Steel	Stainless Steel	NPT
24X389	Stainless Steel	Stainless Steel	2-piece PTFE/Santoprene	Santoprene	Stainless Steel	Stainless Steel	BSPT

\*Note: All fluid covers are stainless steel. Fluid manifolds will differ between Aluminium and stainless steel.

## Technical Specifications

Maximum fluid working pressure	17.2 bar (250 psi, 1.4 MPa)
Air pressure operating range	1.4 - 8.6 bar (20-125 psi, 0.14-0.69 MPa)
Fluid displacement per cycle	
Low Pressure Setting	0.64 l (0.17 gal)
High Pressure Setting	0.76 l (0.20 gal)
Air consumption at 4.8 bar (70 psi), 76lpm (20 gpm)	
Low Pressure Setting	0.7m <sup>3</sup> /min (26 scfm)
High Pressure Setting	1.4m <sup>3</sup> /min (51 scfm)
Maximum values with water as media under submerged inlet conditions at ambient temperature:	
Maximum air consumption	
Low Pressure Setting	1.7 m <sup>3</sup> /min (59 scfm)
High Pressure Setting	2.7 m <sup>3</sup> /min (95 scfm)
Maximum free-flow delivery	
Low Pressure Setting	189 lpm (50 gpm)
High Pressure Setting	174 lpm (46 gpm)
Maximum pump speed	
Low Pressure Setting	280 cpm
High Pressure Setting	225 cpm
Maximum suction lift*	
Dry	4.9 m (16 ft)
Wet	8.8 m (29 ft)
Maximum size pumpable solids	3.2 mm (1/8 in)
Recommended cycle rate for continuous use	93–140 cpm (in Low or High setting)
Air inlet size	3/4 npt(f)
Fluid inlet size	1 in npt(f) or bspt
Fluid outlet size	1 in npt(f) or bspt
Weight	
Aluminium manifolds	21.8 kg (48 lb)
SST manifolds	27.2 kg (60 lb)
Wetted parts	Aluminium or stainless steel plus the material(s) chosen for seat, ball, and diaphragm options
Non-wetted external parts	Aluminium, coated carbon steel, stainless steel

\*Varies based on ball/seat selection and wear, operating speed, material properties, and other variables

All written and visual data contained in this document are based on the latest product information available at the time of publication. Graco reserves the right to make changes at any time without notice.

Graco is certified ISO 9001.

GRACO BVBA Industrieterrein Oude Bunders • Slakweidestraat 31 • B-3630 Maasmechelen  
Tel: +32 (89) 770 700 • Fax: +32 (89) 770 777 • E-mail: info@graco.be • http://www.graco.com

©2015 Graco BVBA 345064ENEU Rev. B 03/14 Printed in Europe.

All other brand names or marks are used for identification purposes and are trademarks of their respective owners.

