

Repair Parts for Check-Mate[®] 60cc Displacement Pumps

312889D

EN

With priming piston and Severe Duty[®] or MaxLife[®] rod and cylinder.



Important Safety Instructions

Read all warnings and instructions in this manual.
Save these instructions.

See manual 312375 for complete disassembly and reassembly instructions.

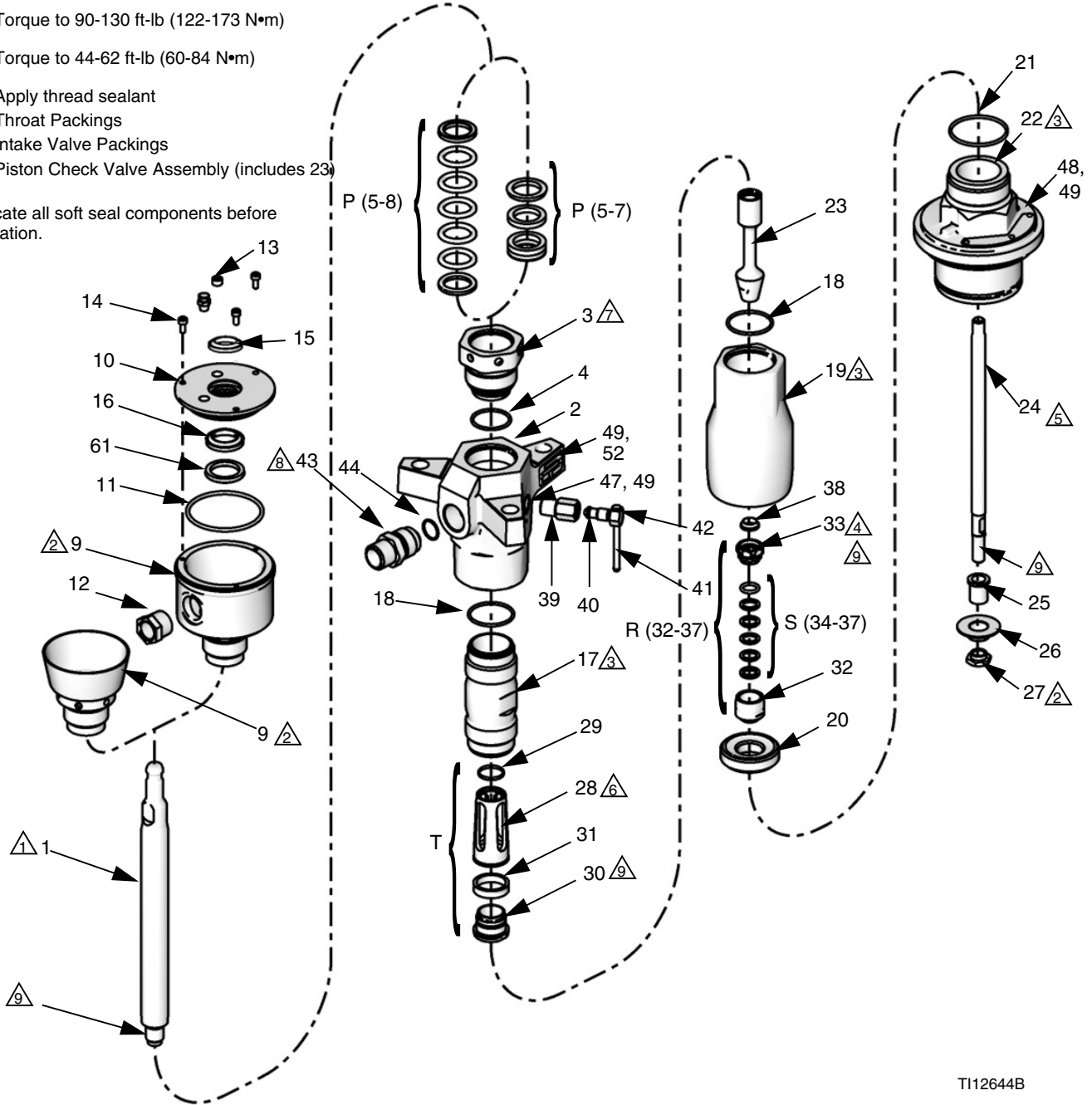
KEY:

- ① Torque to 85-95 ft-lb (115-128 N•m)
- ② Torque to 28-44 ft-lb (38-59 N•m)
- ③ Torque to 213-287 ft-lb (288-387 N•m)
- ④ Torque to 43-47 ft-lb (58-63 N•m)
- ⑤ Torque to 34-38 ft-lb (45-51 N•m)
- ⑥ Torque to 26-30 ft-lb (35-41 N•m)
- ⑦ Torque to 90-130 ft-lb (122-173 N•m)
- ⑧ Torque to 44-62 ft-lb (60-84 N•m)

⑨ Apply thread sealant

- P: Throat Packings
- S: Intake Valve Packings
- T: Piston Check Valve Assembly (includes 23)

Lubricate all soft seal components before installation.



TI12644B

Parts

Ref.	Part	Description	Qty.	Ref.	Part	Description	Qty.
1	★※257530	KIT, rod, displacement; chrome (includes 18, 21)	1	25	★※184122	GUIDE, piston	1
	※※257531	KIT, rod, displacement; MaxLife (includes 18, 21)	1		※※15U598	GUIDE, piston; sst	1
2	★※255604	KIT, housing, outlet, (150 mm) (includes 18, 21, 44, 47, 49, 52)	1	26	★※184051	PISTON	1
	※※257561	KIT, housing, outlet, (150 mm); sst (includes 18, 21, 44, 47, 49, 52)	1		※※15U597	PISTON; sst	1
3	★※15K751	CARTRIDGE	1	27	★※184121	NUT, shovel	1
	※※15U603	CARTRIDGE; sst	1		※※15U596	NUT, shovel; sst	1
4‡	104361	O-RING, cartridge	1	28	★※15M518	GUIDE, piston	1
5‡	★※	GLAND, packing female; see Packing Kits	1		※※15U589	GUIDE, piston; sst	1
	※※	GLAND, packing, u-cup; see Packing Kits		29‡		BEARING, guide	1
6‡	★※	V-PACKING; UHMWPE; see Packing Kits	3	30‡		SEAT, piston	1
	※※	SPACER, u-cup; see Packing Kits	1	31‡		SEAL, piston	1
7‡	★※	V-PACKING; PTFE; see Packing Kits	2	32‡		VALVE, intake	1
	※※	SPACER, u-cup; acetal; see Packing Kits	1	33‡		NUT, packing	1
8‡	★※	GLAND, packing male; see Packing Kits	1	34‡		GLAND, male, piston; see Packing Kits	1
9‡	★※	NUT, packing, open wet cup	1		35‡	PACKING, UHMWPE; see Packing Kits	2
	※※	CUP, wet, enclosed	1	36‡	※※	PACKING; leather; see Packing Kits	2
10‡	※※	COVER, wet cup	1		★※	PACKING, PTFE; see Packing Kits	2
11‡	※※161446	O-RING	1	37‡		GLAND, female, piston; see Packing Kits	1
12‡	※※	SIGHTGLASS	1	38‡		SEAL, valve	1
13‡	※※	COVER, oil hole	1	39‡		HOUSING, valve	1
14‡	※※	SCREW, socket hd cap; M5 x 12	3	40‡		PLUG, valve	1
15‡	※※	WIPER, wet cup cover	1	41‡		HANDLE, outlet bleed	1
16‡	※※	SEAL, wet cup cover	1	42‡		CLIP, outlet bleed	1
17‡	★※	CYLINDER, pump	1	43	★※184037	FITTING, outlet	1
	※※	CYLINDER, pump, MaxLife	1		※※15U592	FITTING, outlet; sst	1
18‡	109205	O-RING	2	44‡	110135	O-RING	1
19	★※184044	HOUSING, valve	1	47▲	184090	LABEL, warning	1
	※※15U586	HOUSING, valve; sst	1	48▲	184151	LABEL, warning	1
20‡		SEAT, intake	1	49	100508	SCREW, drive	7
21‡		SEAL	1	50▲	172479	TAG, instruction, safety	1
22	★※255610	KIT, intake housing, cylinder (includes 21, 48, 49)	1	51‡	※※	PLUG, pipe	1
	※※257560	KIT, intake housing, cylinder; sst (includes 21, 48, 49)	1	52‡	197561	PLATE, identification	1
23‡		SEAT, piston	1	61‡	※※	RING, retaining	1
24‡	★※	ROD, piston	1				
	※※	ROD, piston; MaxLife	1				

★ *Model L060CS only.*

※ *Model L060SS only.*

‡ *Model L060CM only.*

※ *Model L060SM only.*

‡ *See Kits table on page 4.*

▲ *Replacement Danger and Warning labels, tags, and cards are available at no cost.*

Kits

The following table indicates which parts (according to reference number) are included in each kit.

Kit	Reference Numbers																																								
	4	5	6	7	8	9	10	11	12	13	14	15	16	17	18	20	21	23	24	29	30	31	32	33	34	35	36	37	38	39	40	41	42	44	51	61					
255507	✓	✓	✓	✓	✓										✓		✓			✓		✓			✓	✓	✓	✓	✓							✓					
256866	✓	✓	✓	✓	✓										✓		✓			✓		✓			✓	✓	✓	✓	✓								✓				
255508	✓	✓	✓	✓				✓					✓	✓	✓		✓			✓		✓			✓	✓	✓	✓	✓								✓		✓		
256867	✓	✓	✓	✓				✓					✓	✓	✓		✓			✓		✓			✓	✓	✓	✓	✓								✓		✓		
255523	✓	✓	✓	✓	✓																																				
255524	✓	✓	✓	✓				✓					✓	✓																									✓		
255533															✓		✓			✓		✓																			
255539																	✓									✓	✓	✓	✓	✓											
256865																	✓									✓	✓	✓	✓	✓											
255540																	✓									✓	✓	✓	✓	✓											
256868																	✓									✓	✓	✓	✓	✓											
255551															✓		✓	✓		✓	✓	✓																			
257557															✓		✓	✓		✓	✓	✓																			
255557																✓	✓							✓	✓	✓	✓	✓	✓	✓											
256869																✓	✓							✓	✓	✓	✓	✓	✓	✓											
255558																✓	✓							✓	✓	✓	✓	✓	✓	✓											
256870																✓	✓							✓	✓	✓	✓	✓	✓	✓											
255577															✓		✓		✓							✓	✓	✓	✓	✓											
256871															✓		✓		✓							✓	✓	✓	✓	✓											
255578															✓		✓		✓							✓	✓	✓	✓	✓											
256872															✓		✓		✓							✓	✓	✓	✓	✓											
257532															✓	✓		✓			✓		✓																		
257533															✓	✓		✓			✓		✓																		
237908																																					✓	✓	✓	✓	
255616																																						✓	✓	✓	✓
255618																		✓	✓																					✓	
255696	✓	✓	✓	✓			✓	✓	✓	✓	✓	✓	✓	✓																									✓	✓	
257559	✓	✓	✓	✓			✓	✓	✓	✓	✓	✓	✓	✓																										✓	✓
16F205	✓	✓	✓		✓										✓		✓									✓	✓		✓	✓								✓			

Kit Descriptions

Kit	Description
255507	Complete Seal Kit; Severe Duty, L060CS
256866	Complete Seal Kit; Severe Duty, L060SS
255508	Complete Seal Kit; MaxLife, L060CM
256867	Complete Seal Kit; MaxLife, L060SM
16F205	Complete Seal Kit; PTFE Alternative; includes all PTFE Alternative kits listed under Packing Kits , page 6
255523	Throat Seal Kit; Severe Duty, L060CS and L060SS
255524	Throat Seal Kit; MaxLife, L060CM
257558	Throat Seal Kit; MaxLife, L060SM
255533	Piston Seal Kit
255539	Intake Kit; Severe Duty, L060CS
256865	Intake Kit; Severe Duty, L060SS
255540	Intake Kit; MaxLife, L060CM
256868	Intake Kit; MaxLife, L060SM
255551	Piston Seal Metal and Soft Kit CS and CM
257557	Piston Seal Metal and Soft Kit SS and SM
255557	Intake Valve Seal Metal and Soft Kit; Severe Duty, L060CS
256869	Intake Valve Seal Metal and Soft Kit; Severe Duty; L060SS
255558	Intake Valve Seal Metal and Soft Kit; MaxLife, L060CM
256870	Intake Valve Seal Metal and Soft Kit; MaxLife, L060SM
257530	Displacement Rod Kit; Severe Duty, L060CS and L060SS; see page 3 for parts included in kit
257531	Displacement Rod Kit; MaxLife, L060CM and L060SM; see page 3 for parts included in kit
255577	Priming Piston Rod Kit; Severe Duty, L060CS
256871	Priming Piston Rod Kit; Severe Duty, L060SS
255578	Priming Piston Rod Kit; MaxLife; L060CM
256872	Priming Piston Rod Kit; MaxLife, L060SM
257532	Cylinder Kit; Severe Duty, L060SS and L060CS
257533	Cylinder Kit; MaxLife, L060SM and L060CM

Kit	Description
255604	Outlet Kit, L060CS; see page 3 for parts included in kit
257561	Outlet Kit, L060SS; see page 3 for parts included in kit
255610	Intake Cylinder Kit, L060CS; see page 3 for parts included in kit
257560	Intake Cylinder Kit, L060SS; see page 3 for parts included in kit
237908	Bleed Valve Kit; CS
255616	Bleed Valve Kit; SS
255618	Enclosed Wet Cup Seal Kit, MaxLife; L060CM and L060SM
255696	Enclosed Wet Cup Kit; MaxLife, CS
257559	Enclosed Wet Cup Kit; MaxLife, SS

Packing Kits

Throat Packings

Severe Duty

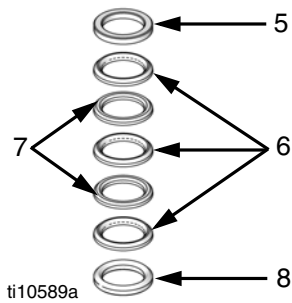
Ref.	Description	Qty.
5	★☒ GLAND, packing female; cs	1
	☒✘ GLAND, packing, female; sst	1
6	V-PACKING; UHMWPE	3
7	V-PACKING; PTFE	2
8	★☒ GLAND, packing male; cs	1
	☒✘ GLAND, packing male; sst	1

MaxLife

Ref.	Description	Qty.
5	SEAL, u-cup	1
6	★☒ SPACER, cs	1
	☒✘ SPACER, sst	1
7	SPACER, acetal	1

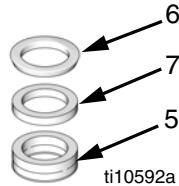
Severe Duty

* Lips face down



MaxLife

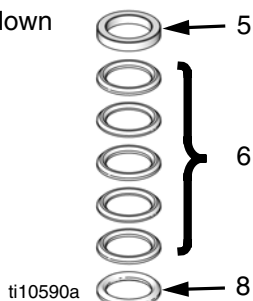
* Lips face down



PTFE Alternative

Ref.	Description	Qty.
5	GLAND, packing, female	1
6	V-PACKING, PTFE	5
8	GLAND, packing, male	1

* Lips face down



Intake Valve Packings

Severe Duty and MaxLife

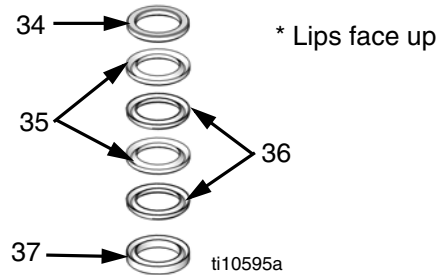
Ref.	Description	Qty.
34	★☒ GLAND, male, priming piston; cs	1
	☒✘ GLAND, male, priming piston; sst	1
35	PACKING; UHMWPE	2
36	★* PACKING; PTFE	2
	☒✘ PACKING; leather	2
37	★☒ GLAND, female, priming piston; cs	1
	☒✘ GLAND, female, priming piston; sst	1

★ Model L060CS only.

* Model L060SS only.

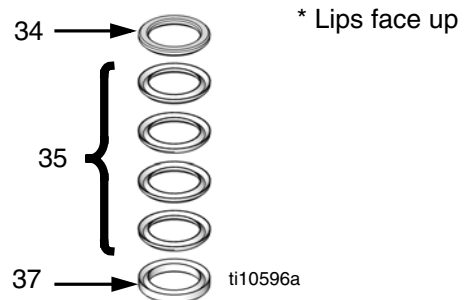
☒ Model L060CM only.

✘ Model L060SM only.



PTFE Alternative

Ref.	Description	Qty.
34	GLAND, male, priming piston	1
35	PACKING, PTFE	4
37	GLAND, female, priming piston	1



Piston Packings

PTFE Alternative

Ref.	Description	Qty.
31	SEAL, piston	1

All written and visual data contained in this document reflects the latest product information available at the time of publication. Graco reserves the right to make changes at any time without notice.

Original instructions. This manual contains English. MM 312889

Graco Headquarters: Minneapolis

International Offices: Belgium, China, Japan, Korea

GRACO INC. AND SUBSIDIARIES • P.O. BOX 1441 • MINNEAPOLIS MN 55440-1441 • USA

Copyright 2009, Graco Inc. All Graco manufacturing locations are registered to ISO 9001.

www.graco.com

Revised April 2013