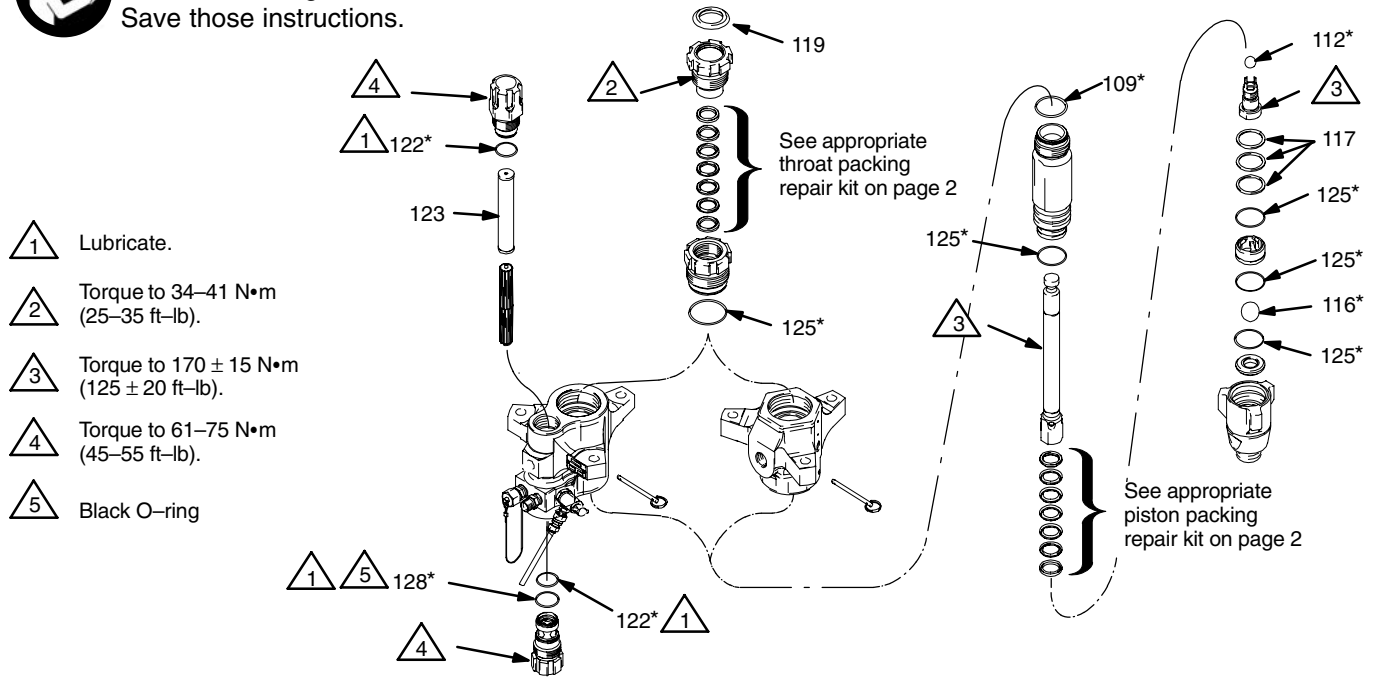


Repair Parts for Xtreme™ 180cc (750) Pump



Important Safety instructions

Read all warnings and instructions in manual 311762.
Save those instructions.

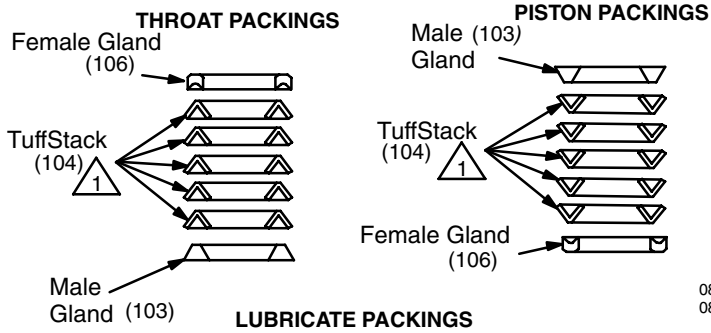


Bulk Pack Replacement Parts

Ref. No.	Part No.	Description	Qty	Ref. No.	Part No.	Description	Qty
103	244882	GLAND, Packing Male (4/pack)	2	122*	24B732	PACKING, O-ring, Filter, chemical resistant (10/pack)	2
104	244858	PACKING, Vee, TuffStack (10/pack)	10	123	224459	STRAINER, 60 Mesh Screen (2/pack)	1
105	244870	PACKING, Vee, Leather (10/pack)	4	123	238438	STRAINER, 60 Mesh Screen (25/pack)	1
106	244876	GLAND, Packing Female (4/pack)	2	125*	244890	PACKING, O-ring (10/pack)	5
109*	244892	PACKING, O-ring, Top Cylinder (10/pack)	1	128*	24B733	PACKING, O-ring, chemical resistant (10/pack)	1
112*	253029	BALL (piston) (3/pack)	1	135	244864	PACKING, Vee, Xtreme Seal (10/pack)	6
116*	245128	BALL (Inlet) (3/pack)	1				
117	244855	SHIM, Inlet (9/pack)	3				
119	244996	PLUG, Throat Seal, 1.75 in. (10/pack)	1				
119	247394	PLUG, Throat Seal, 2.5 in. (10/pack)	1				

TuffStack™ Repair Kit 244901

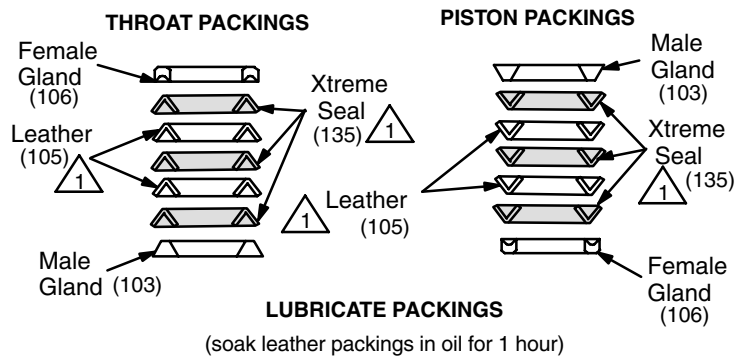
* Included with repair kit – see Bulk Pack Replacement Parts on page 1.



0805
0806

Xtreme Seal™ and Leather Repair Kit 244851

* Included with repair kit – see Bulk Pack Replacement Parts on page 1.



All written and visual data contained in this document reflect the latest product information available at the time of publication.
Graco reserves the right to make changes at any time without notice.

Original instructions. This manual contains English. MM 406516

Graco Headquarters: Minneapolis
International Offices: Belgium, China, Japan, Korea

GRACO INC. P.O. BOX 1441 MINNEAPOLIS, MN 55440-1441

©2001, Graco Inc. is registered to ISO 9001

www.graco.com

Revised 04/2010